

TAKEUCHI

TB216

MINI EXCAVATOR

AVAILABLE FOR RENT AT



www.atsequipment.com



OPERATING PERFORMANCE

Operating Weight	3,900 lb
Max. Bucket Breakout Force	4,250 lb
Max. Arm Digging Force	1,843 lb
Arm Length	3 ft 8.5 in
Slew Speed	9.2 rpm
Traction Force	4,361 lb
Ground Pressure	4.3 psi
Max. Travel Speed	
Low Range	1.4 mph
High Range	2.6 mph

HYDRAULIC


Total Hydraulic Flow	13.4 gal / min
Auxiliary Hydraulic Flow	8.9 gal / min
System Operating Pressure	3,046 psi

ENGINE

Model / Make	Yanmar / 3TNV74
Displacement	60.6 cu in
Horsepower @ 2,400	15 hp
Max. Torque @ 1,800 rpm	38.2 ft-lb

FLUID CAPACITIES

Engine Lubrication	4.5 qt
Cooling System	4.0 qt
Fuel Tank Capacity	5.8 gal
Hydraulic Reservoir Capacity	4.2 gal
Hydraulic System Capacity	6.5 gal



Multi-Informational Display



Retractable Undercarriage



Takeuchi Fleet Management

- 2 Year Standard Service
- Utilization Tracking
- Minimize Downtime
- Proactive Maintenance
- Remote Diagnostics
- Control Costs

ATS EQUIPMENT INC. Construction Equipment & Supplies Rentals • Sales • Service

BOSTON, MA
(617) 825-3600

AUBURN, MA
(508) 832-8500

REHOBOTH, MA
(508) 379-6200

CANDIA, NH
(603) 483-2100

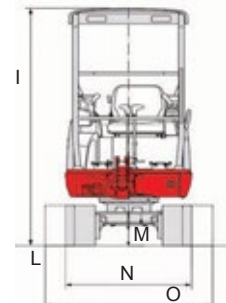
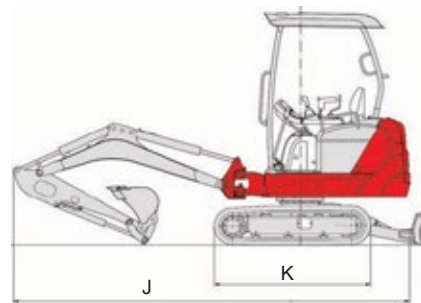
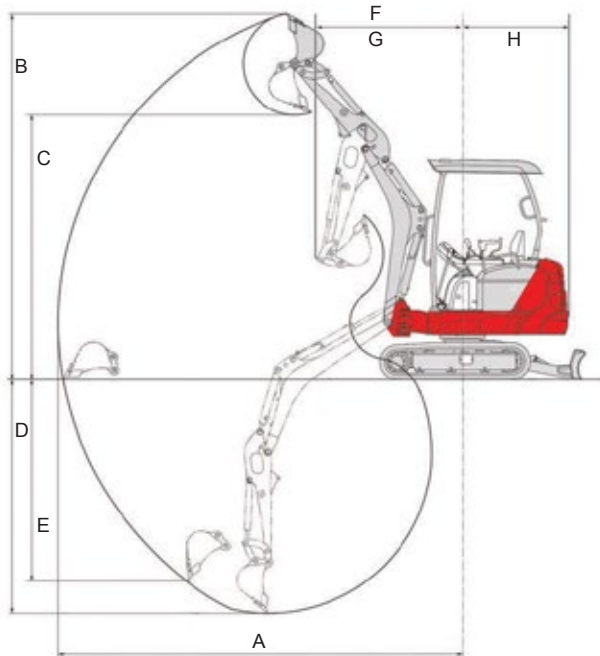
AVAILABLE FOR RENT OR SALE

TAKEUCHI TB216

MINI EXCAVATOR



www.atsequipment.com



Machine Dimensions

A	Maximum Reach	13 ft 5.0 in
B	Maximum Dig Height	12 ft 3.2 in
C	Maximum Dump Height	8 ft 10.5 in
D	Maximum Dig Depth	7 ft 10.0 in
E	Maximum Vertical Dig Depth	6 ft 9.1 in
F	Front Swing Radius	4 ft 10.3 in
G	Front Swing Radius (Offset)	3 ft 9.4 in
H	Tail Swing Radius	3 ft 6.3 in
I	Transport Height	7 ft 5.8 in
J	Transport Length	12 ft 8.3 in
K	Undercarriage Length	4 ft 11.9 in
L	Track Width	9.0 in
M	Ground Clearance	8.1 in
N	Track Width Retracted	38.6 in
O	Track Width Extended	51.2 in

Machine Features

ENGINE

- U.S. EPA Final Tier 4 Emission Compliant

OPERATOR'S STATION

- ROPS / TOPS / FOPS Four Post Canopy
- Pattern Change Valve (ISO or SAE)
- Suspension Seat with Fore and Aft Adjustments
- Auxiliary Hydraulics Controlled with Foot Pedal
- 2" Retractable Seat Belt

ATS EQUIPMENT INC.

Construction Equipment & Supplies

Rentals • Sales • Service

BOSTON, MA
(617) 825-3600

AUBURN, MA
(508) 832-8500

REHOBOTH, MA
(508) 379-6200

CANDIA, NH
(603) 483-2100