

AVAILABLE FOR RENT AT

ATS
EQUIPMENT INC.

www.atsequipment.com

KOMATSU *Utility*



PC40MR-2

COMPACT EXCAVATOR

**AVAILABLE WITH 12", 24" DIGGING BUCKET &
36" CLEANUP BUCKET**

ATS EQUIPMENT INC. Construction Equipment & Supplies Rentals • Sales • Service

**BOSTON, MA
(617) 825-3600**

**AUBURN, MA
(508) 832-8500**

**CANDIA, NH
(603) 483-2100**

KOMATSU UTILITY PC40MR-2

Compact Excavator

ATS EQUIPMENT INC
 BOSTON MA – (617) 825-3600
 AUBURN MA – (508) 832-8500
 CANDIA NH – (603) 483-2100

www.atsequipment.com

OPERATING WEIGHT

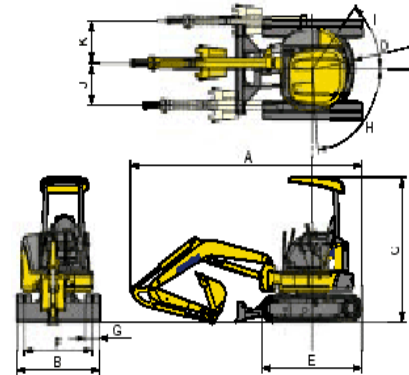
Flywheel horsepower
 (SAE J1349) **38 HP**
 Operating weight **9,900 lb**

SPECIAL FEATURES

- Σ Rubber Tracks or Rubber road liners
- Σ Pattern change valve
- Σ AC

DIMENSIONS PC40MR-2

A.	Overall length	17'8"
B.	Overall width	6'5"
C.	Overall Height	8'7"
D.	Tail swing radius	3'6"
E.	Crawler length	8'3"
F.	Track Gauge	5'1"
G.	Boom swing angle	Lh85/rh50



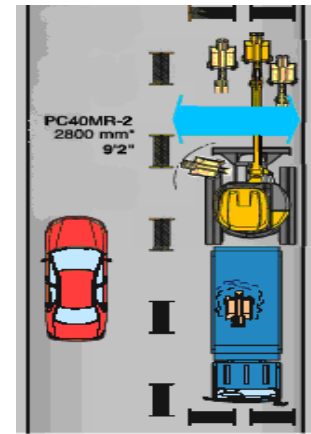
ZERO TAIL SWING

The machine is transformed to zero tail swing by simply removing the additional counterweight.



CONFINED JOB SITE ADVANTAGE

Additional focus on digging and improved productivity is achieved because the operator can worry less about obstacles to the rear of the machine, such as parked cars, walls and trees.

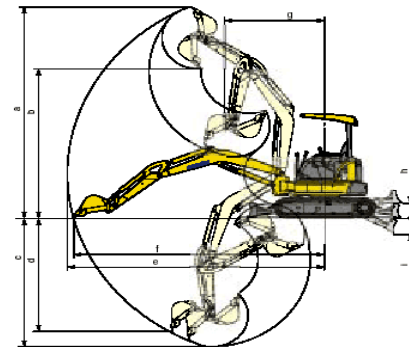


* When boom swing

LONG ARM WORKING RANGE

PC40MR-2

A.	Max digging height	18'3"
B.	Max dumping height	12'9"
C.	Max digging depth	12'10"
D.	Max digging reach	20'3"
E.	Max, swing radius (when boom swing)	8'3"



LIFTING CAPACITY PC40MR-2 BLADE ON GROUND WITH ADDITIONAL COUNTERWEIGHT

Arm length	6.5'		10'		13'		Maximum	
	Front	Side	Front	Side	Front	Side	Front	Side
6'3"	*3630	*3630	*4880	*2580	*3130	*1670	*2230	*1090

ATS EQUIPMENT INC. Construction Equipment & Supplies Rentals • Sales • Service

BOSTON, MA
 (617) 825-3600

AUBURN, MA
 (508) 832-8500

CANDIA, NH
 (603) 483-2100